

Specifications

Product Code	Catheter Size	Gauge Size	Length (cm)					Guidewire (J-Tip)				Dilator					Introducer Needle		
			6	10	16	20	30	Size		Type		5F	6F	7F	8F	10F	Size		Type
			0.018"	0.025"	0.035"	Spring-wire	Kink-Resistance	18G x 2 3/4"	20G x 2"	Straight	Y-Valve								
SINGLE LUMEN																			
CV-401-16	4F	18G			*			*	*	*	*					*	*	*	
CV-401-20	4F	18G			*			*	*	*	*					*	*	*	
CV-501-16	5F	16G			*			*	*	*	*					*	*	*	
CV-501-20	5F	16G			*			*	*	*	*					*	*	*	
CV-501-16Y	5F	16G			*			*	*	*	*					*	*	*	
CV-501-20Y	5F	16G			*			*	*	*	*					*	*	*	
CV-701-16	7F	14G			*			*	*	*	*					*	*	*	
CV-701-20	7F	14G			*			*	*	*	*					*	*	*	
CV-701-16Y	7F	14G			*			*	*	*	*					*	*	*	
CV-701-20Y	7F	14G			*			*	*	*	*					*	*	*	
CVN-701-16	7F	14G			*			*	*	*	*					*	*	*	
CVN-701-20	7F	14G			*			*	*	*	*					*	*	*	
CVN-701-16Y	7F	14G			*			*	*	*	*					*	*	*	
CVN-701-20Y	7F	14G			*			*	*	*	*					*	*	*	
DOUBLE LUMEN																			
CV-402-06	4F	22/22G	*					*	*	*	*					*	*	*	
CV-402-10	4F	22/22G	*					*	*	*	*					*	*	*	
CV-402-16	4F	22/22G	*					*	*	*	*					*	*	*	
CV-502-10	5F	18/18G	*					*	*	*	*					*	*	*	
CV-502-16	5F	18/18G	*					*	*	*	*					*	*	*	
CV-502-20	5F	18/18G	*					*	*	*	*					*	*	*	
CV-502-10Y	5F	18/18G	*					*	*	*	*					*	*	*	
CV-502-16Y	5F	18/18G	*					*	*	*	*					*	*	*	
CV-502-20Y	5F	18/18G	*					*	*	*	*					*	*	*	
CV-702-16	7F	16/16G	*					*	*	*	*					*	*	*	
CV-702-20	7F	16/16G	*					*	*	*	*					*	*	*	
CV-702-30	7F	16/16G	*					*	*	*	*					*	*	*	
CV-702-16Y	7F	16/16G	*					*	*	*	*					*	*	*	
CV-702-20Y	7F	16/16G	*					*	*	*	*					*	*	*	
CV-702-30Y	7F	16/16G	*					*	*	*	*					*	*	*	
CVN-702-16	7F	16/16G	*					*	*	*	*					*	*	*	
CVN-702-20	7F	16/16G	*					*	*	*	*					*	*	*	
CVN-702-16Y	7F	16/16G	*					*	*	*	*					*	*	*	
CVN-702-20Y	7F	16/16G	*					*	*	*	*					*	*	*	
CV-802-16	8.5F	13/13G	*					*	*	*	*					*	*	*	
CV-802-20	8.5F	13/13G	*					*	*	*	*					*	*	*	
CV-802-30	8.5F	13/13G	*					*	*	*	*					*	*	*	
CV-802-16Y	8.5F	13/13G	*					*	*	*	*					*	*	*	
CV-802-20Y	8.5F	13/13G	*					*	*	*	*					*	*	*	
CV-802-30Y	8.5F	13/13G	*					*	*	*	*					*	*	*	
TRIPLE LUMEN																			
CV-703-10	7F	16/18/18G	*					*	*	*	*					*	*	*	
CV-703-16	7F	16/18/18G	*					*	*	*	*					*	*	*	
CV-703-20	7F	16/18/18G	*					*	*	*	*					*	*	*	
CV-703-30	7F	16/18/18G	*					*	*	*	*					*	*	*	
CV-703-10Y	7F	16/18/18G	*					*	*	*	*					*	*	*	
CV-703-16Y	7F	16/18/18G	*					*	*	*	*					*	*	*	
CV-703-20Y	7F	16/18/18G	*					*	*	*	*					*	*	*	
CV-703-30Y	7F	16/18/18G	*					*	*	*	*					*	*	*	
CVN-703-16Y	7F	16/18/18G	*					*	*	*	*					*	*	*	
CVN-703-20Y	7F	16/18/18G	*					*	*	*	*					*	*	*	
CV-713-10	7F	14/18/18G	*					*	*	*	*					*	*	*	
CV-713-16	7F	14/18/18G	*					*	*	*	*					*	*	*	
CV-713-20	7F	14/18/18G	*					*	*	*	*					*	*	*	
CV-713-30	7F	14/18/18G	*					*	*	*	*					*	*	*	
CV-713-10Y	7F	14/18/18G	*					*	*	*	*					*	*	*	
CV-713-16Y	7F	14/18/18G	*					*	*	*	*					*	*	*	
CV-713-20Y	7F	14/18/18G	*					*	*	*	*					*	*	*	
CV-713-30Y	7F	14/18/18G	*					*	*	*	*					*	*	*	
CV-803-16	8.5F	14/18/18G	*					*	*	*	*					*	*	*	
CV-803-20	8.5F	14/18/18G	*					*	*	*	*					*	*	*	
CV-803-30	8.5F	14/18/18G	*					*	*	*	*					*	*	*	
CV-803-16Y	8.5F	14/18/18G	*					*	*	*	*					*	*	*	
CV-803-20Y	8.5F	14/18/18G	*					*	*	*	*					*	*	*	
CV-803-30Y	8.5F	14/18/18G	*					*	*	*	*					*	*	*	
QUAD LUMEN																			
CV-804-16	8.5F	14/16/18/18G	*					*	*	*	*					*	*	*	
CV-804-20	8.5F	14/16/18/18G	*					*	*	*	*					*	*	*	
CV-804-30	8.5F	14/16/18/18G	*					*	*	*	*					*	*	*	
CV-804-16Y	8.5F	14/16/18/18G	*					*	*	*	*					*	*	*	
CV-804-20Y	8.5F	14/16/18/18G	*					*	*	*	*					*	*	*	
CV-804-30Y	8.5F	14/16/18/18G	*					*	*	*	*					*	*	*	
CVN-804-16Y	8.5F	14/16/18/18G	*					*	*	*	*					*	*	*	
CVN-804-20Y	8.5F	14/16/18/18G	*					*	*	*	*					*	*	*	

All complete CVC kit includes Extension Line Clamp, Injection Site, 1 ea. of 5cc Luer Slip Syringe, 1 ea. of #11 Short Scalpel, 1 ea. of Suture Wing with Clamp Fastener & 1 ea. of Needle Sponge.

CE0044

Singapore:
Biosensors International Pte Ltd
 21 Kallang Avenue, #07-165/171,
 Singapore 339412
 Tel: +65 6411 0500
 Fax: +65 6298 6242
 Email: sales@biosensors.com.sg



www.biosensors.com


United States of America:
Biosensors International USA
 20250 Acacia Street,
 Suite 200, Newport Beach,
 CA 92660, USA
 Tel: +1 (949) 553 8300
 Fax: +1 (949) 553 9129
 Email: sales@biosensors-usa.com

China:
Biosensors International China Sales Office
 Room 408, Guobin Building,
 No. 11, Fuchengmenwai Street, Xicheng District,
 Beijing 100037, China
 Tel: +86 (10) 6800 3481
 Fax: +86 (10) 6800 4202
 Email: sales.icu@wmsgrp.com

Japan:
Biosensors Japan Co., Ltd.
 Bellebs Nagayama 501,
 1-5 Nagayama, Tama-Shi,
 Tokyo 206 0025, Japan
 Tel: +81 (42) 355 3311
 Fax: +81 (42) 355 3312
 Email: cs@sjl.co.jp

Netherlands:
Biosensors BV
 Weeresteinstraat 147,
 2182 GV, Hillegom, The Netherlands
 Tel: +31 (25) 251 7676
 Fax: +31 (25) 252 6782
 Email: sales-ccp-bv@biosensors.com

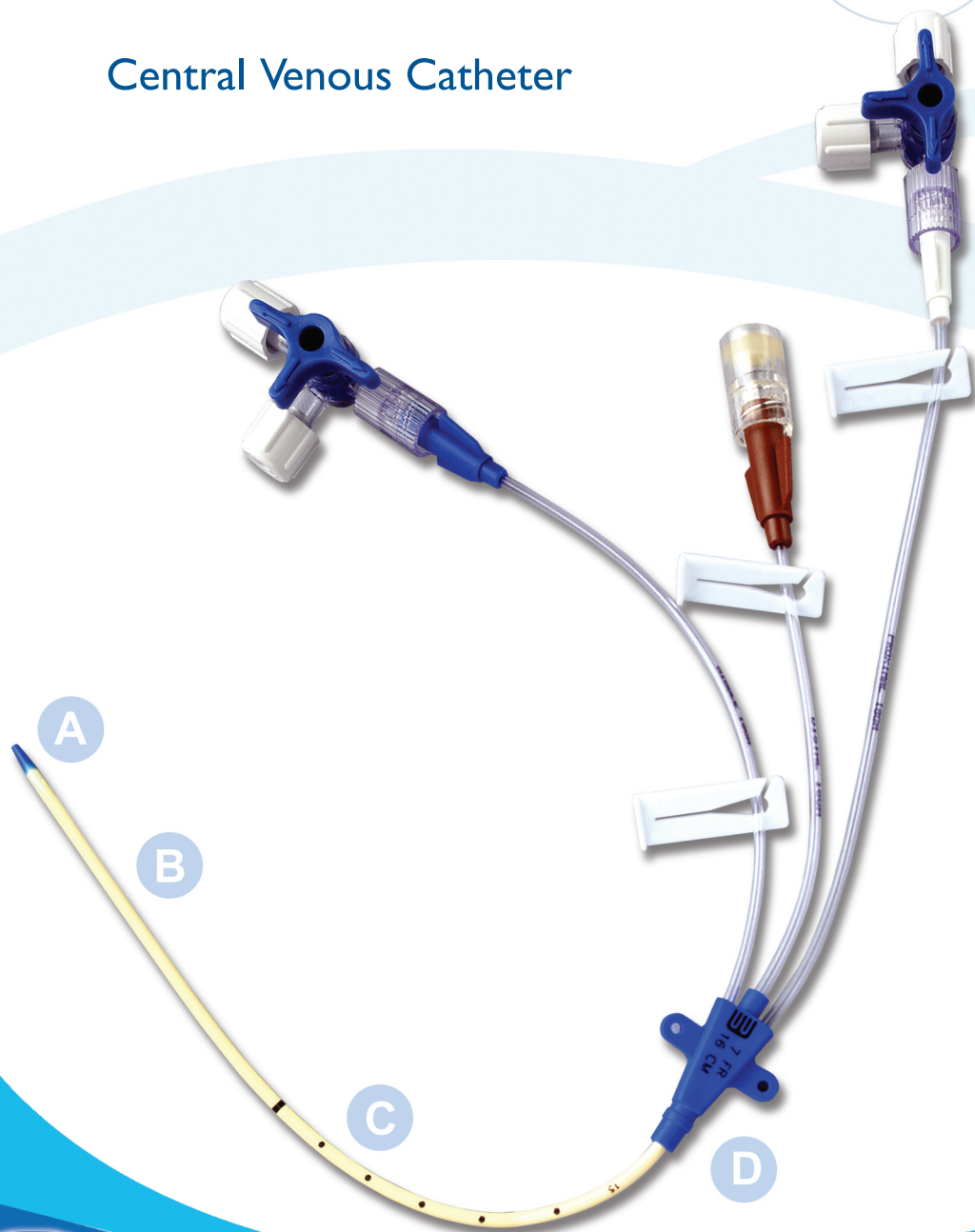
Central Venous Catheter



**BIOSENSORS
 INTERNATIONAL**

Improving Lives Through Medical Innovation

Central Venous Catheter



A. Soft Tip

Superior geometric soft tip design makes insertion safe and easy.

B. Polyurethane Material

Special formulated biocompatible polyurethane material, provides strength during insertion, yet softens in body.

C. Catheter Marking

Radiopaque material with clear, definite marking, ensure correct placement of the catheter.

D. Suture Wing & Clamp Fastener

Keep catheter in place thereby reducing the risk of mechanical phlebitis and irritation.

Quality Components for Optimal Performance

Needle Sponge

Specialized sponge for holding used needle preventing the potential for needle piercing.

Guidewire

Specially designed guidewire with a soft flexible tip to prevent vessel perforation (vascular trauma), yet provides good torque to ensure firm insertion. Markings on guidewire provide a good insertion indication.

Tegaderm Transparent Dressing (optional)


Transparent window provides visibility, stabilize catheter and protect from outside contamination.

Introducer Needle

Available in Straight or Y needle. Y valve needle designed to prevent back-flow of blood and air embolism.

Advancer

Single hand operated advancer helps to straighten the "J" Tip spring guidewire and advancing it to the proper position.



Biosensors' Basic CVC Kit :

- Polyurethane Catheter
- Tegaderm Transparent Dressing (optional)
- "J" Tip Guidewire complete with Dispenser & Advancer
- Suture Wing & Clamp Fastener
- Introducer Needle
- Extension Line Clamp
- (Straight Needle or Y Valve Needle)
- Needle Sponge
- Vessel Dilator
- 5cc Syringe with Luer Slip
- Scalpel #11. Short
- Injection Site