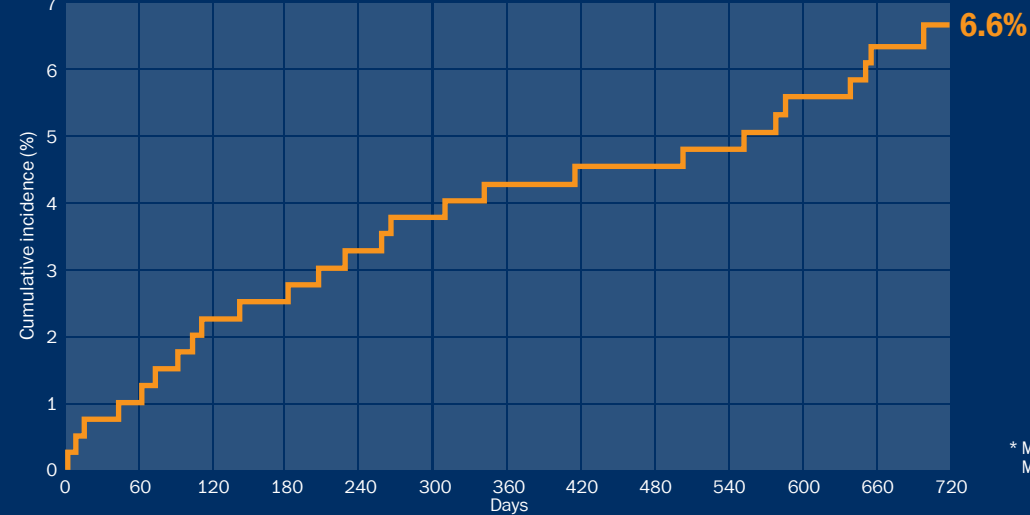


# Excellent Long-Term Safety and Efficacy

Sustained safety and efficacy in real-world patients

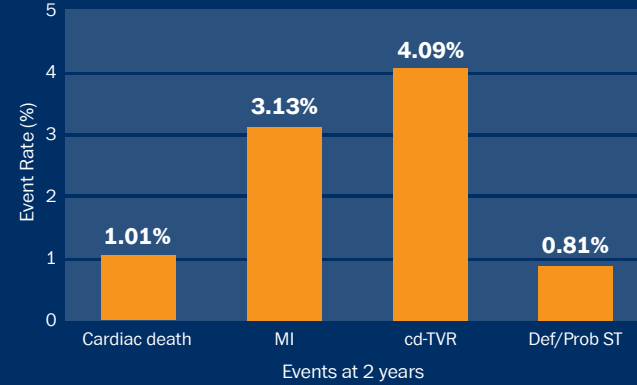
Biomatrix Alpha Registry<sup>12</sup>: MACE\* at 2 years



\* MACE: A Composite of cardiac death, MI, or clinically indicated TVR

Solid Validation in a Genuine All-Comers population

BioMatrix™ Alpha Registry<sup>12</sup>



Baseline Demographics<sup>12</sup>

STEMI or NSTEMI (%)	41.1
Prior MI (%)	18.8
Diabetes (%)	19.3
Bifurcation (%)	25.8
Renal insufficiency (%)	11.5
Previous stroke (%)	6.3

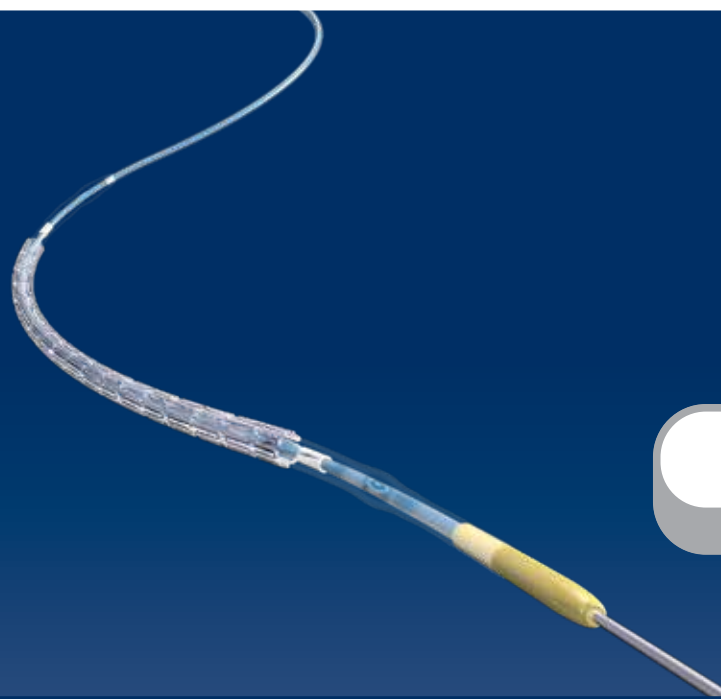
Low cardiac death rates on more than 1,900 all-comers patients

1.01 %

BioMatrix Alpha Registry at 2 years<sup>12</sup>

1.10 %

SORT-OUT XI at 1 year<sup>13</sup>



**BIOMATRIX<sup>α</sup>**  
DRUG ELUTING CORONARY STENT SYSTEM  
alpha

Power to Heal

## Ordering Information

Stent Diameter (mm)	Stent Length (mm)						
	9	14	19	24	29	33	36
2.25	BMX6-2209	BMX6-2214	BMX6-2219	BMX6-2224	BMX6-2229		
2.50	BMX6-2509	BMX6-2514	BMX6-2519	BMX6-2524	BMX6-2529	BMX6-2533	BMX6-2536
2.75	BMX6-2709	BMX6-2714	BMX6-2719	BMX6-2724	BMX6-2729	BMX6-2733	BMX6-2736
3.00	BMX6-3009	BMX6-3014	BMX6-3019	BMX6-3024	BMX6-3029	BMX6-3033	BMX6-3036
3.50	BMX6-3509	BMX6-3514	BMX6-3519	BMX6-3524	BMX6-3529	BMX6-3533	BMX6-3536
4.00	BMX6-4009	BMX6-4014	BMX6-4019	BMX6-4024	BMX6-4029		

- Biosensors International internal bench testing performed on 3.0 mm stents. Data on file at Biosensors International
- Percentage change in stent length after applying 0.5N compression force longitudinally
- Recoil measured as percentage change in diameter at RBP
- This data is related to BioMatrix Family, which has the exact same coating and equivalent pharmacokinetics as BioMatrix Alpha
- De Cock D, et al. Healing course of acute vessel wall injury after drug-eluting stent implantation assessed by optical coherence tomography. Eur. Heart J. Cardiovascular Imaging. 2014; 15:900-09
- Lüscher TF, et al. Drug-eluting stent and coronary thrombosis: biological mechanisms and clinical implications. Circulation. 2007; 115:1051-58
- Farb A, et al. Pathological mechanisms of fatal late coronary stent thrombosis in humans. Circulation. 2003; 108:1701-06
- Joner M, et al. Pathology of drug-eluting stents in humans: delayed healing and late thrombotic risk. J Am Coll Cardiol. 2006; 48:193-202
- Gladden LB. Lactate metabolism: a new paradigm for the third millennium. J Physiol. 2004; 558(1):5-30
- Ghani, QP, et al. Regulatory role of lactate in wound repair. Methods Enzymol. 2004 ;381:565-75
- Granada JF, SOLACI-CACI 2014
- Menown et al. Thin Strut CoCr Biodegradable Polymer Biolimus A9-Eluting Stents versus Thicker Strut Stainless Steel Biodegradable Polymer Biolimus A9-Eluting Stents: Two-Year Clinical Outcomes. J Interv Cardiol. 2021 Apr 1;2021:6654515
- Eftekhari A, et al. Biolimus-Eluting Biomatrix Stent Versus a Dual-Therapy Sirolimus-Eluting Stent in PCI: SORT OUT XI Randomized Trial. J Am Coll Cardiology. 2025 May 16;S0735-1097(25)06485-X

BioMatrix™ Alpha drug eluting stent system is CE approved.

CAUTION: The law restricts these devices to sale by or on the order of a physician and these products are intended for the use by or under the direction of a physician. Please check the IFU and the product labelling supplied with each device for indications, contraindications, warnings, precautions, potential adverse events. For further information, contact your local representative.  
The BioMatrix™ Alpha is intended to be used on patients eligible for percutaneous transluminal coronary angioplasty (PTCA) to treat Coronary Arterial Disease (CAD). BioMatrix™ Alpha is not available in the United States and any other country where applicable health authority product registration has not been obtained. Information contained herein only for presentation outside the US and France.

© 2025. Biosensors International Group, Ltd. All rights reserved.

[www.biosensors.com](http://www.biosensors.com)

**BIOSENSORS**  
INTERNATIONAL™

**BIOSENSORS EUROPE SA**  
Rue de Lausanne 29  
1110 Morges  
Switzerland  
Tel: +41 (0)21 804 80 00  
Fax: +41 (0)21 804 80 01

**BIOSENSORS INTERVENTIONAL**  
TECHNOLOGIES PTE LTD  
36 Jalan Tukang  
Singapore 619266  
Tel: +65 6213 5777  
Fax: +65 6213 5737


**CE**  
0050

11362000EN - Rev.04



**BIOMATRIX<sup>α</sup>**  
DRUG ELUTING CORONARY STENT SYSTEM  
alpha

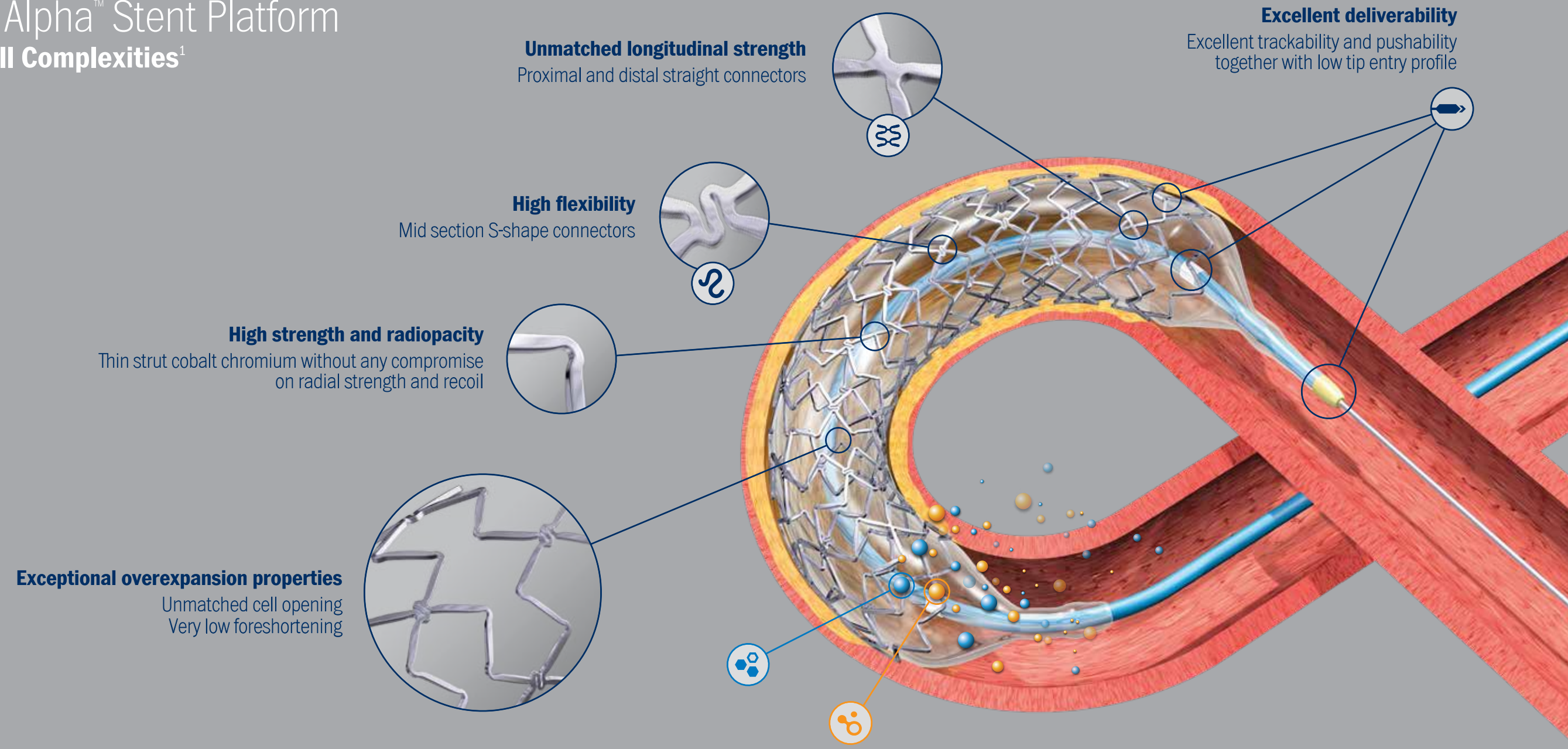
Power to Heal



**BIOSENSORS**  
INTERNATIONAL™

# BioMatrix Alpha™ Stent Platform

## Simplifying all Complexities<sup>1</sup>

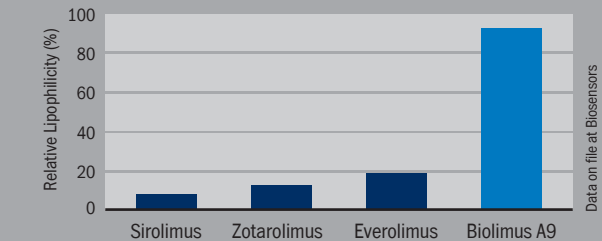


## BioMatrix Alpha™ Power to Heal

### Biolimus A9™ Designed for Vascular Technology

#### Not All Limus Drugs are the Same

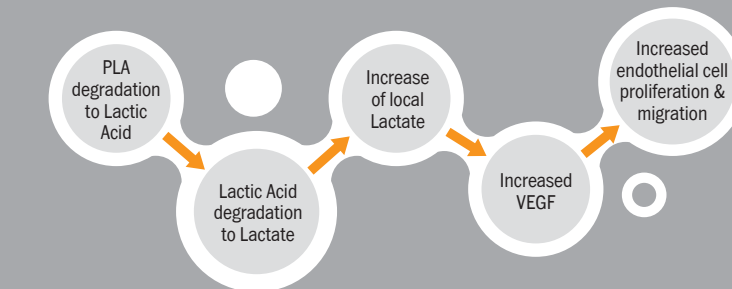
- ✓ 10 times more lipophilicity than Sirolimus
- ✓ Slower metabolism of drug due to its structure
- ✓ High local bioavailability



### Specifically Designed Pro-Healing Polymer

#### Not All Polymers Are the Same

- ✓ Biosensors' PLA polymer degrades to naturally occurring Lactic Acid and Lactate
- ✓ Lactate plays a key role in local arterial wound healing processes, mainly via enhanced VEGF production<sup>9,10</sup>



### With the Same Abluminal BA9™ and PLA Coating Content, BioMatrix Alpha Has Similar BA9 Release Profile as Other BioMatrix Family Products

## Best-in-Class Stent Platform Design<sup>1</sup> with Unique Pro-Healing Coating... from the Pioneer in Abluminal Biodegradable Technology

### Alpha best-in-class performance vs. other stents<sup>1</sup>

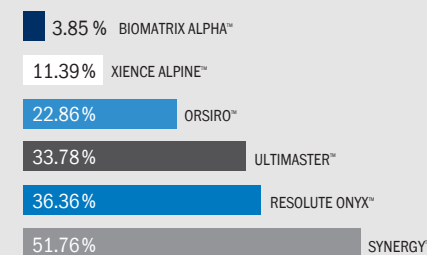
#### CELL OPENING

Large cell opening for easy side branch access



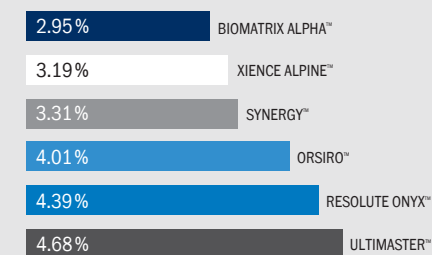
#### LONGITUDINAL COMPRESSION<sup>2</sup>

Lowest percentage change in length  
High confidence when recrossing the stent

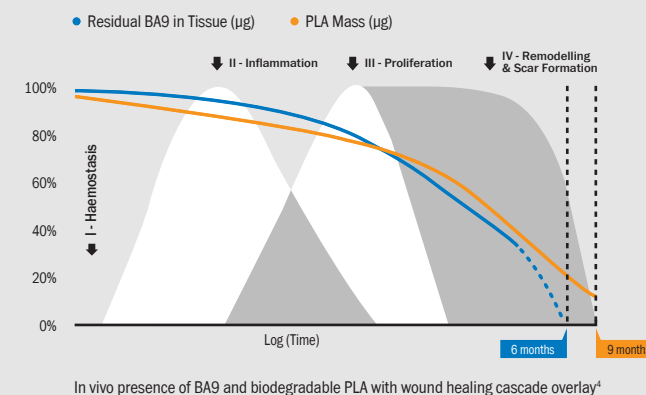


#### RECOIL<sup>3</sup>

Lowest percentage change in diameter to avoid malapposition



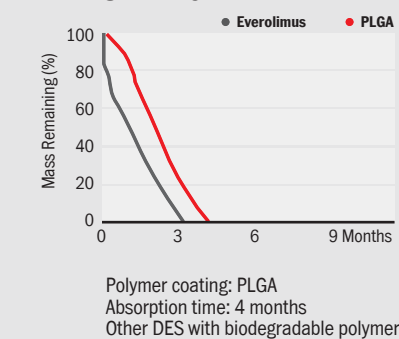
### Designed to match the entire wound healing journey of real-world patients



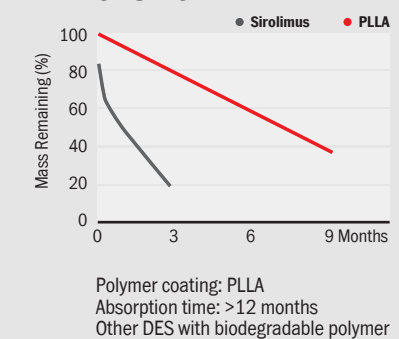
- ✓ Every patient heals differently and it's not always possible to predict how long a particular patient will need anti-restenotic therapy
- ✓ Available data suggest that many DES-related lesions are likely to take more than 3 to 4 months to heal completely<sup>5,6,7,8</sup>
- ✓ BA9 release and PLA biodegradation is optimized to cover the entire period of arterial wound healing

### Are other DES drug kinetics<sup>11</sup> adequate to cover the arterial wound healing cascade?

#### SYNERGY™



#### ORSIRO™



#### ABSORB™ BVS

